

PRODUCT SHEET Micro Technical Centre Heavy Duty U200

Article Code: CC1U200P


GAME GROUP

URBACO

AUTOMATIC BOLLARDS



Dimensions	Weight	Colour
600 x 400 x 250 mm	~27 kg	RAL 7035 (grey)
Protection Degree	Impact Resist.	Insulation
IP 44	IK 10 (cabinet only)	Class II Phonic/Thermal
Ventilation	Locking	Temperature
Forced 230 V	2 points + serrure	-10°C to +55°C
Voltage	Power / Watt	Operability
230 V (2 P+E)	~500 W	Non-Stop



DESCRIPTION

This heavy duty micro technical centre with U200 control board can run up to 4 electro-pneumatic automatic retractable bollards (2nd access included).

A heavy duty oil-free compressor supply air to the bollards (up to 4 depending on model).

Le coffret est prévu pour fixation murale (fixations fournies).

This MTC is delivered without control actuators. These are available as options (built-in) or as accessories (remote controls).

The U200 control board runs URBACO limit switches, lights indicating bollard position, induction loops, and remote control actuators by dry contact as well as compressor surveillance.

LED indicators show status of some functions, and switches are intended for the programming of the U200 board.

As an option, an additional expansion card (add-on card) is built in the box to run a 2nd access.


OPERATION

Depending on control board programming, bollard descent is actuated by user (badge...) and bollard rises back either automatically or is actuated upward by user (radio beeper...)

This MTC is intended for intensive use (heavy duty). It can be operated non-stop provided it is installed in a properly ventilated environment.

EQUIPMENT

1. Metal enclosure with door and lock,
2. U200 control board,
3. Heavy duty compressor (low maintenance)
4. Ventilation,
5. Documentation,
6. Weekly timer/clock 1 channel (optional),
7. Add-on card for 2nd access (optional).






OPTIONS AND ACCESSORIES

Radio receiver AF43S, built-in – Art. Code: COAF43S (unlimited number of users) (8),
 Radio receiver AF43SR, built-in – Art. Code: COAF43SR (Rolling Code 25 beepers) (9),
 Radio receiver RE432 in its box, built-in (6),
 Radio receiver RBE4RC in its box, built-in, 1, 2 or 4-channel beepers (ex. (10) (11)),
 Antenna 433.92 MHz,
 Weekly timer/clock, 1 channel, built-in
 Remote control actuators (key selectors, keypad, card reader),
 Operation logic components,
 2nd access add-on card (7),
 Heater,
 5-Litre air reserve,
 Safety loops and detectors.

CONNECTIONS

All connections are done on the U200 control board. Strip terminal racks are intended to connect 230V voltage, the compressor, the bollard, remote control actuators, and antenna.
Caution! The cabinet must be protected by a 30 mAmp ground-fault circuit interrupter (not supplied) for protection of users.



Z.A. du Couquiou – 84320 ENTRAIGUES – France
 Tel. +33 490 480 800 – Fax +33 490 480 088
 e-mail : export@urbaco.fr

www.urbaco.fr

433.92 MHz

FP-CC1U200P(V1-EN)